







Performance Criteria of six units

<p>RIIMPO320F Conduct civil construction excavator operations</p> 	<p>RIIMPO322E Conduct civil construction tracked front end loader operations</p> 	<p>RIIMPO318F Conduct civil construction wheeled front end loader operations</p> 	<p>RIIMPO319E Conduct backhoe/loader operations</p> 	<p>RIIMPO318F Conduct civil construction skid steer loader operations</p> 	<p>RIIHAN311F Conduct operations with integrated tool carrier</p> 
<p>1. Plan and prepare for excavator operations</p>	<p>1. Plan and prepare for tracked front end loader operations</p>	<p>1. Plan and prepare for wheeled front end loader operations</p>	<p>1.1 Access, interpret and apply backhoe/loader operations documentation</p>	<p>1. Plan and prepare for skid steer loader operations</p>	<p>1. Plan and prepare for integrated tool carrier operations</p>
<p>1.1 Access, interpret and apply excavator operations documentation</p>	<p>1.1 Access, interpret and apply tracked front end loader operations documentation and ensure the work activity is compliant</p>	<p>1.1 Access, interpret and apply wheeled front end loader operations documentation</p>	<p>1.1 Access, interpret and apply backhoe/loader operations documentation</p>	<p>1.1 Access, interpret and apply skid steer loader operations documentation</p>	<p>1.1 Access, interpret and apply integrated tool carrier documentation</p>

1.2 Obtain, interpret, clarify and confirm work requirements	1.2 Obtain, interpret, clarify and confirm work instructions	1.2 Obtain, interpret, clarify and confirm work instructions	1.2 Obtain, interpret, clarify and confirm work instructions	1.2 Obtain, interpret, clarify and confirm work requirements	1.2 Obtain, interpret, clarify and confirm work requirements
1.3 Identify hazards and environmental issues, assess the risks and implement control measures in line with workplace policies	1.3 Identify hazards and environmental issues, assess the risks and implement control measures in line with workplace policies	1.3 Identify hazards and environmental issues, assess the risks and implement control measures in line with workplace policies	1.3 Identify hazards and environmental issues, assess the risks and implement control measures in line with workplace policies	1.3 Identify hazards and environmental issues, assess the risks and implement control measures in line with workplace policies	1.4 Identify hazards and environmental issues, assess the risks and implement control measures in line with workplace policies
1.4 Select and wear personal protective equipment required for work activities	1.4 Select and wear personal protective equipment required for work activities	1.4 Select and wear personal protective equipment required for work activities	1.4 Select and wear personal protective equipment required for work activities	1.4 Select and wear personal protective equipment required for work activities	1.3 Select and wear personal protective equipment required for work activities
1.5 Obtain, identify and implement traffic management signage requirements according to standard operating procedures and safe work practices	1.5 Identify, obtain and implement traffic management signage requirements	1.5 Obtain, identify and implement traffic management signage requirements according to standard operating procedures and safe work practices	1.5 Identify, obtain and implement signage traffic management requirements according to standard operating procedures and safe work practices	1.5 Obtain, identify and implement traffic signage requirements according to standard operating procedures and safe work practices	
1.6 Select required excavator equipment and/or attachments and confirm suitability for work activities	1.6 Select required tracked front end loader equipment and/or attachments and confirm suitability for work activities	1.6 Select required wheeled front end loader equipment and confirm suitability for work activities	1.6 Select required backhoe/loader equipment and confirm suitability for work activities	1.6 Select required skid steer equipment and confirm suitability for work activities	1.5 Identify and select any required tools and equipment and confirm suitability for work activities

1.7 Obtain and interpret emergency procedures for excavators, and be prepared for fires, accidents and emergencies	1.7 Obtain and interpret emergency procedures for tracked front end loaders, and be prepared for fires, accidents and emergencies	1.7 Obtain and interpret emergency procedures for wheeled front end loaders, and be prepared for fires, accidents and emergencies	1.7 Obtain and interpret emergency procedures for backhoe/loaders, and be prepared for fires, accidents and emergencies	1.7 Obtain and interpret emergency procedures for skid steers, and be prepared for fires, accidents and emergencies	1.7 Obtain and interpret emergency procedures, and be prepared for fires, accidents and emergencies
1.8 Coordinate and communicate planned activities with others at the site prior to commencement of work activity	1.8 Coordinate and communicate planned activities with others at the site prior to commencement of work activity	1.8 Coordinate and communicate planned activities with others at the site prior to commencement of work activity	1.8 Coordinate and communicate planned activities with others at the site prior to commencement of work activity	1.8 Coordinate and communicate planned activities with others at the site prior to commencement of work activity	1.6 Communicate and coordinate planned activities with other equipment operators and personnel using approved communication methods
2. Operate excavator in line with established requirements	2. Operate front end loader in line with established requirements	2. Operate front end loader in line with established requirements	2. Operate backhoe/loader in line with established requirements	2. Operate skid steer loader in line with established requirements	2. Operate integrated tool carrier to lift and move load to complete work activity
2.1 Carry out prestart and start-up checks in line with workplace procedures	2.1 Carry out prestart and start-up checks in line with workplace procedures	2.1 Carry out prestart and start-up checks in line with workplace procedures	2.1 Carry out prestart and start-up checks in line with workplace procedures	2.1 Carry out prestart and start-up checks in line with workplace procedures	2.1 Carry out pre-start and start-up checks in line with workplace procedures

2.2 Identify faults or defects and rectify or report within scope of own responsibility and according to workplace procedures	2.2 Identify faults or defects and rectify or report within scope of own responsibility and according to workplace procedures	2.2 Identify faults or defects and rectify or report within scope of own responsibility and according to workplace procedures	2.2 Identify faults or defects and rectify or report within scope of own responsibility and according to workplace procedures	2.2 Identify faults or defects and rectify or report within scope of own responsibility and according to workplace procedures	2.2 Identify faults or defects and rectify or report within scope of own responsibility and according to workplace procedures
2.3 Drive and operate excavator using techniques suited to equipment capabilities, site and work conditions, and according to workplace procedures	2.3 Drive and operate front end loader using techniques suited to equipment capabilities, site and work conditions, and according to workplace procedures	2.3 Drive and operate front end loader, and modify the operating technique to meet changing work conditions	2.3 Drive and operate machine using techniques suited to equipment capabilities, site and work conditions, and according to workplace procedures	2.3 Drive and operate loader using techniques suited to equipment capabilities and site work conditions, and according to workplace procedures	2.3 Operate equipment loader using techniques suited to equipment capabilities, site and work conditions, and according to workplace procedures
2.4 Monitor hazards and risks during operations, and ensure safety of self, other personnel, plant and equipment	2.4 Monitor hazards and risks during operations, and ensure safety of self, other personnel, plant and equipment	2.4 Monitor hazards and risks during operations, and ensure safety of self, other personnel, plant and equipment	2.4 Monitor hazards and risks during operations , and ensure safety of self, other personnel, plant and equipment	2.4 Monitor hazards and risks during operations, and ensure safety of self, other personnel, plant and equipment	
		2.5 Perform work activity within the operating capacity of the equipment			

2.5 Monitor and manage equipment performance using indicators and alarms in line with manufacturers' specifications	2.5 Monitor and manage equipment performance using indicators and alarms	2.6 Monitor and manage equipment performance using indicators and alarms in accordance with manufacturers' specifications	2.5 Monitor and manage equipment performance using indicators and alarms	2.5 Monitor and manage equipment performance using indicators and alarms	2.4 Monitor and manage equipment performance using appropriate indicators and gauges
					2.5 Assess site conditions, position equipment and ensure safety of other equipment and personnel
					2.6 Communicate with dogman to ensure appropriate slings and lifting gear are selected in line with workplace procedures
					2.7 Communicate with dogman to ensure load and equipment is secured and stable in line with workplace procedures

					2.8 Use approved signals to receive guidance on movement of equipment
3. Lift, carry and place materials to complete work activity	3. Attach, secure, lift, carry and place	3. Attach, secure, lift, carry and place materials to complete work activity	3. Load, carry and place materials to complete work activity	2.5 Monitor and manage equipment performance using indicators and alarms	
3.1 Establish weight of load and ensure it is within safe operational limits of the machine	3.1 Establish weight of load and ensure it is within safe operational limits of the machine	3.1 Establish weight of load and ensure it is within safe operational limits of the machine	3.1 Establish weight of load and ensure it is within safe operational limits of the machine	3.1 Establish weight of load and ensure it is within safe operational limits of the machine	
3.2 Use lifting gear within safe working load requirements and in line with workplace requirements	3.2 Use lifting gear within safe work load requirements and in line with workplace procedures	3.2 Use lifting gear within safe working load requirements and in line with workplace procedures	3.2 Use lifting gear within safe working load requirements and in line with workplace procedures		
3.3 Position machinery and ensure stable and effective shift of materials according to work requirements	3.3 Position machinery to ensure stable effective shift materials of according to work requirements	3.3 Position machinery to ensure stable effective shift materials according to work requirements	3.3 Position and locate machinery to ensure stable and effective shift materials according to work requirements	3.2 Position machinery to ensure stable and effective shift of materials according to work requirements	

3.4 Shift load safely and effectively, using hand, audible and communication signal, in line with workplace procedures	3.4 Shift load safely and effectively using hand, audible and communication signals, in line with workplace procedures	3.4 Shift load safely and effectively using hand, audible and communication signal, in line with workplace procedures	3.4 Shift materials safely and effectively, using hand, audible and communication signal, in line with workplace procedures	3.3 Shift materials safely and effectively, using hand audible and communication signals, in line with workplace procedures	
3.5 Park up, shut down, secure and carry out post operational inspection of equipment in line with workplace procedures	3.5 Park up, shut down, secure and carry out post operational inspection of equipment in line with workplace procedures	3.5 Park up, shut down, secure and carry out post operational inspection of equipment in line with workplace procedures	3.5 Park up, shut down, secure and carry out post operational inspection of equipment in line with workplace procedures	3.4 Park up, shut down, secure and carry out post operational inspection of equipment in line with workplace procedures	2.9 Park up, shut down, secure and carry out post operational inspection of equipment in line with workplace procedures
4. Select, remove, fit and use attachments for a excavator			4. Select, remove, fit and attachments for a backhoe/loader	4. Select, remove, fit and use attachments for a skid steer loader	4. Select, remove, fit and use attachments for an integrated tool carrier
4.1 Select attachment for the task			4.1 Select attachment for the task and fit attachment in line with workplace procedures	4.1 Select appropriate attachment and required equipment for the task, and in accordance with safe working load requirements	4.1 Select attachment for the work activity
4.2 Fit attachment in line with workplace procedures				4.2 Fit attachment in line with workplace procedures	4.2 Fit and test attachment in line with workplace procedures

4.3 Test attachment and ensure correct fitting and operation			4.2 Test attachment and ensure correct fitting and operation	4.3 Test attachment and ensure correct fitting and operation	
4.4 Use attachment within design limits and in accordance with workplace procedures			4.3 Use attachment within design limits and in accordance with workplace procedures	4.4 Use attachment within design limits and in accordance with workplace procedures	4.3 Use attachment within design limits and in accordance with workplace procedures
4.5 Remove, clean and store attachments in designated location in line with workplace procedures			4.4 Remove, clean and store attachments in designated location in line with workplace procedures	4.5 Remove, clean and store attachments in designated location in line with workplace procedures	4.4 Remove, clean and store attachment in line with workplace procedures
5. Prepare to relocate the excavator	4. Relocate the front end loader	4. Prepare to relocate the front end loader	5. Relocate the backhoe/ loader	5. Prepare to relocate the skid steer loader	3. Relocate the integrated tool carrier
5.1 Prepare excavator for relocation	4.1 Prepare front end loader for relocation	4.1 Prepare front end loader for relocation	5.1 Prepare backhoe/loader for relocation	5.1 Prepare for relocation of skid steer loader	3.1 Prepare integrated tool carrier for relocation
5.2 Move excavator safely within and/or between work areas, observing relevant codes and traffic management requirements	4.2 Move front end loader safely between work sites, observing relevant codes and traffic management requirements	4.2 Move front end loader safely within and/or between work areas, observing relevant codes and traffic management requirements	5.2 Move backhoe/loader safely between worksites, observing relevant codes and traffic management requirements	5.2 Move skid steer loader safely within and/or between work areas, observing relevant codes and traffic management requirements	3.2 Move integrated tool carrier between worksites, observing relevant codes and traffic management requirements
5.3 Assist loading and unloading machine from float/trailer in line	4.3 Assist loading and unloading machine from float/trailer in line	4.3 Assist loading and unloading machine from float/trailer in line		5.3 Assist loading and unloading machine from float/trailer in	

with workplace procedures	with workplace procedures	with workplace procedures		accordance with safe work practices	
6. Conduct housekeeping activities	5. Conduct housekeeping activities	5. Conduct housekeeping activities	6. Conduct housekeeping activities	6. Conduct housekeeping activities	5. Conduct housekeeping activities
6.1 Clear work area and dispose of or recycle materials according to workplace procedures	5.1 Clear work area and dispose or recycle materials according to workplace procedures in accordance with project environmental management plan	5.1 Clear work area and dispose of or recycle materials according to workplace procedures	6.1 Clear work area and dispose of or recycle materials according to workplace procedures	6.1 Clear work area and dispose of or recycle materials according to workplace procedures	5.1 Clear work area and dispose or recycle, materials according to workplace procedures
6.2 Manage and/or report hazards to maintain a safe working environment	5.2 Manage and/or report hazards to maintain a safe working environment	5.2 Manage and/or report hazards to maintain a safe working environment	6.2 Manage and/or report hazards to maintain a safe working environment	6.2 Manage and/or report hazards to maintain a safe working environment	5.2 Manage and/or report hazards to maintain a safe working environment
6.3 Complete and file or distribute documentation in a manner that complies with workplace practices	5.3 Complete and file or distribute documentation in a manner that complies with workplace practices	5.3 Complete and file or distribute documentation in a manner that complies with workplace practices	6.3 Complete and file or distribute documentation in a manner that complies with workplace practices	6.3 Complete and file or distribute documentation in a manner that complies with workplace practices	5.3 Complete and file or distribute documentation

